



Shemer

A Home for Creativity & Imagination

2012

Winter &
Spring
Course
Catalog

Art Center

- [Classes](#)
- [Workshops](#)
- [Exhibitions](#)
- [Events](#)

table of contents

3	Location
4	Membership Information
5	Drawing
6	Painting
7	Printmaking
9	Diverse Disciplines

Sculpture	9
Ceramics	10
Jewelry/Metalsmithing	11
Instructors	12
Events Calendar	16
Registration Form	18
Policies	19



Cover silkscreen courtesy of Cristina Cardenas
Labios Ardientes, Silkscreen

a lasting tribute



Since 1984, the Shemer Art Center has been proud to serve as a lasting tribute to a woman who devoted her life to improving the quality of life for all Phoenicians and Arizonans. Her gift has become for its visitors a place of refuge to regroup and renew their spirits, creativity & imagination.

We are extremely proud to have been chosen one of the Points of Pride for the City of Phoenix.

Shemer Art Center is named in honor of Martha Evvard Shemer

Born April, 19, 1919, in Ames, Iowa, Martha Shemer was the youngest child of Dr. John M. Evvard and his wife, Mattie. Along with her siblings, John and Mary Margaret, she spent an idyllic childhood taking nature hikes, studying the trees, the butterflies, the birds, and the stars. In 1933, due to her father's health, the family moved to Phoenix, Arizona, where she attended Phoenix Union High School. Upon graduation in 1937, she married Jack Shemer and raised a family of two boys. Throughout their marriage, Martha bought and sold real estate. When she first saw the historic home in Arcadia, she proclaimed "someone needs to save this beautiful, historic home and grounds." Martha Shemer purchased and donated the three-acre lot and historic home, first built in 1919, to the City of Phoenix. She had two dreams: to preserve the property and to provide an arts education facility and community center for the citizens of Phoenix. In 1984, the City dedicated the facility as the Shemer Art Center and Museum.

Location

Shemer Art Center is located in the historic Arcadia neighborhood in Phoenix.

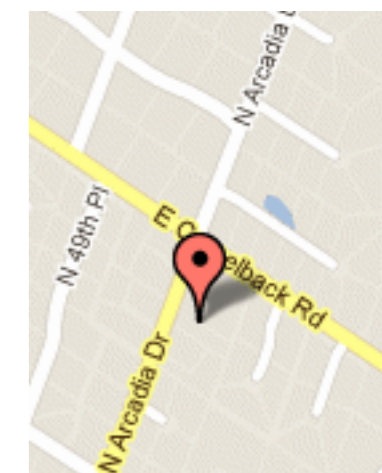
5005 East Camelback Road

Phoenix, AZ 85018

Phone: 602-262-4727

Email: info@shemerartcenter.org

www.shemerartcenter.org



Accessibility

Assistance is available for all persons with disabilities. We will make every reasonable effort to ensure that classes are accessible. **If you are in need of special services, please notify the Shemer in writing along with your registration and specify your request.**

If you have questions, please call 602.262.4727

membership at shemer

Members play a vital role in The Shemer Art Center's success. Membership fees help support our dynamic programs and facility and it is the creative energy of members that makes Shemer such a unique place!

Becoming a member is also a great way to stay up to date about Shemer's gallery programs, art lectures, and newly introduced classes and workshops. **Become a Shemer member today!**

membership levels

- \$35 includes \$10 discount on 1 class or 1 entry fee
- \$50 includes \$10 discount on 2 classes or 2 entry fees
- \$100 includes 2-year membership & \$10 discount on 3 classes or 3 entry fees

work study

A limited number of work study opportunities are available each quarter. Participating students earn credit toward tuition in exchange for assisting Shemer staff. Applications for the Work Study Program are available from anne@shemerartcenter.org



course supplies

Some of the classes require the student to provide their own supplies. In these cases, the course description includes a cost estimate for the supplies and faculty will provide a list of supplies during the first class session. If the faculty is providing the materials at a cost to the student, this is noted in the course description and the student should bring the specified amount to the first class session. Otherwise, supplies are provided for the students as noted in the course descriptions.

tuition assistance

A limited amount of financial assistance is available each quarter to adults and youth who otherwise cannot afford to participate in classes and workshops.

For more information call (602) 262-4727

www.shemerartcenterandmuseum.org

drawing

Drawing Fundamentals Elliott Everson



Drawing is the foundation of the visual arts. Learn to render realistically using line and contour, shape and form, light and shadow, space and depth, proportion and perspective. Get acquainted with a range of drawing materials to translate perceptions onto paper and learn the principles of composition. Anyone can learn to draw!

Class #EE-3

- Tues., 9am-12noon, 1/17- 3/6
- 8 sessions
- Non-member: \$200
- Member: \$190
- Studio 1

Class #EE-4

- Tues., 9am-12noon, 3/20-5/8
- 8 sessions
- Non-member: \$200
- Member: \$190
- Studio 1

Colored Pencil Drawing Elliott Everson



Colored Pencils are affordable and portable! You can take them anywhere! This class is for those who are already using colored pencils or those looking for a new medium. Learn about the tools and techniques of color pencil drawing. How to create a variety of textures such as shiny metal, flower blossoms, reptile scales, animal fur and more. Working with a variety of subjects from reference photos and still life produce your own colored pencil artwork. Open to all levels of experience.


Class #EE-5

- Wed., 9-12Noon, 1/18 -3/7
- 8 Sessions
- Non-member: \$200
- Member: \$190
- Studio 1

Class #EE-6

- Wed., 9-12Noon, 3/21-5/9
- 8 Sessions
- Non-member: \$200
- Member: \$190

Studio Portrait Class Cynthia Peterson



Have you wanted to try portrait painting but were afraid? Do you need to refresh your drawing skills with the head? Do you need a good understanding of head structure or do you just want more practice working on portraits? Then this Studio Portrait Class is perfect for you! Whether you are a beginner or experienced in portraits, this class welcomes all levels and drawing or painting media.

PLEASE NOTE: Students will be expected to pay an extra fee for model costs – this is based on how many students sign up for the class.

Class #CP-3

- Tues., 6-8:30pm, starting 2/7
- 8 Sessions
- Non-member: \$175
- Member: \$165
- Studio 2

Workshop: Color Elliott Everson




The world is full of color. This workshop will explore color through exercises helping students to understand color harmony, hue, value and intensity. Using colored pencils students will create color wheels and charts that can be used for future reference and learn how to mix colors to obtain desired effects.

Class #EE-

- Fri-Sat., Noon-3:00pm, 2/3 & 2/4
- 2 sessions
- Non-member: \$75
- Member: \$65
- Studio 2

Children's Book Illustration Molly Idle



Have you ever thought of illustrating books for children? This class taught by a professional author and illustrator will teach you what you need to know to get started! In this 8-week class, participants will create illustrations that use character-perspective, composition and color to tell a story, create their own book dummy, and learn the basics about marketing their work to the publishing industry.

Class #MI-3

- Thurs., 6-8:30pm, starting 2/9
- 8 sessions
- Non-member: \$175
- Member: \$165
- Studio 1

Class #MI-4

- Thurs., 6-8:30pm, 3/22-5/10
- 8 sessions
- Non-member: \$175
- Member: \$165

painting

Painting with
Dry Pastel

Donna Stenger



Enjoy working in this spontaneous, vibrant medium! The course will introduce students at all skill levels to dry pastel materials, stroke techniques and the basic principles of value, composition and color theory. Landscapes and still life will be demonstrated. A supply list is available at registration. Students can expect to pay up to \$60 for supplies. No oil pastels please.

Class #DS-3

- Wed., 12:30-3:30pm, 1/18-3/7
- 8 sessions
- Non-member: \$200
- Member: \$190
- Studio 2

Class #DS-4

- Wed., 12:30-3:30pm, 3/21 -5/9
- 8 sessions
- Non-member: \$200
- Member: \$190
- Studio 2

Studio
Painting A

Sue Hunter



One on one instruction, demonstrations and critiques will be provided by highly-qualified instructor. For beginner to intermediate level participants, each will choose oil, acrylic, watercolor or mix their mediums. Focus for the class will be on selecting a subject, composing, and using color harmony as well as capturing light and shadow to create a successful painting. Question/answer format.

Class #SH-4


- Tues., 9-12am, 1/17-3/13
- 8 sessions
- Non-member: \$200
- Member: \$190
- Studio 2

Class #SH-5

- Tues., 9-12am, 3/27-5/15
- 8 sessions
- Non-member: \$200
- Member: \$190
- Studio 2

Studio
Painting B

Sue Hunter



One on one instruction, demonstrations and critiques will be provided by highly-qualified instructor. For beginner to intermediate level participants, each will choose oil, acrylic, watercolor or mix their mediums. Focus for the class will be on selecting a subject, composing, and using color harmony as well as capturing light and shadow to create a successful painting. Question/answer format.

Class #SH-6

- Wed., 9-12am, 1/18-3/14
- 8 sessions
- Non-member: \$200
- Member: \$190
- Studio 2

Class #SH-7

- Wed., 9-12am, 3/28-5/16
- 8 sessions
- Non-member: \$200
- Member: \$190
- Studio 2

Pastel
Techniques

Sue Hunter



One on one instruction, demonstrations and critiques will be provided by highly-qualified instructor. For beginner to intermediate level participants, each will choose oil, acrylic, watercolor or mix their mediums. Focus for the class will be on selecting a subject, composing, and using color harmony as well as capturing light and shadow to create a successful painting. Question/answer format.

Class #SH-6

- Wed., 9-12am, 1/18-3/14
- 8 sessions
- Non-member: \$200
- Member: \$190
- Studio 2

Class #SH-7

- Wed., 9-12am, 3/28-5/16
- 8 sessions
- Non-member: \$200
- Member: \$190
- Studio 2

Watercolor
Landscape in
Brilliant ColorJulie Gilbert-
Pollard

Take a break from painting with ho-hum "landscape colors" Using primary colors, explore basic color theory—then use that pure, luscious color to paint vivid scenery. Learn how to mix livelier earth tones and greens, plus watercolor techniques that apply to the components of the landscape. There will be demos, exercises, critique and lots of painting time.

Class #JP-1

- Tues., 1-4pm, 1/31-2/28
- 5 sessions
- Non-member: \$125
- Member: \$115
- Studio 2

Watercolor
Landscape from
PhotosJulie Gilbert-
Pollard

The focus of the class will be to combine the "reality" of the landscape as seen by the camera with the sentiment and passion that you bring to it. By concentrating on shape and value as the most important of the building blocks of painting, you will use color-as-value to stimulate emotional response. Learn to use unexpected color combinations in unpredictable ways to convey how you see AND feel about the world we live in. Technique will be studied also, as a necessary component to the "big picture" of landscape painting..

Class #JP-2

- Tues., 1-4pm,, 4/17-5/8
- 4 sessions
- Non-member: \$100
- Member: \$95
- Studio 2

Transparency
In Art

Cynthia Peterson



Do you like the sparkle of highlights on crystal and the shine of silver and gold? Artist Cynthia Peterson invites you to explore the world of light and shadow, reflection and transparency in this open studio challenge. Students may work with a variety of media and methods such as watercolor, oil, pencil; and practice drawing and/or painting various glass and metal objects. Cynthia will demonstrate techniques with a various media. Advanced students may create and bring their own still life compositions and work independently in class. Previous painting / drawing experience recommended.

Class# CP-

- Thurs., 1-4pm 1/19-3/8
- 8 sessions
- Non-member: \$200
- Member: \$190
- Studio 2

Workshop:
Encaustic for
Beginners

Bela Fidel



Two-day introduction to encaustics. will cover materials and equipment, how to start a painting from scratch, adding layers collage and stencil stamps. No art experience necessary. This workshop will not only enhance your creativity but will also bring it out if it has been dormant or untapped. Learn this age-old technique while having lots of fun in the process! After two days you will be able to do your own original work in Encaustics.

Class #BF-

- Thurs & Fri., 9am-3pm, 1/19 & 1/20
- 2 sessions
- Non-member: \$205
- Member: \$195
- Studio 2

Workshop:
Painting
Beyond the
Obvious

Roberta Kritzia



Learning the techniques of working with transparent inks & various other materials to create diffused edges allows the artist to work between the semi-abstract and realism. Suggestion: Please begin saving any photos, that you have taken, or magazine pages of inspiration that you are excited about.

Class #RK-

- Sat, 10-3pm 2/18
- 1 session
- Non-member: \$135
- Member: \$125
- Studio 2

painting

Workshop:
Creative
Watercolor

John Erwin



Come join us for an exciting watercolor experience. We will have a great time exploring the many facets of watercolor. We will pour paint, use inks and enjoy the creative process. John will demonstrate many techniques that will make your paintings come alive. All levels are welcome, especially beginners, to attend this fun workshop.

Class #JE-1

- Sat, 9-3pm 3/3
- 1 session
- Non-member: \$75
- Member: \$65
- Studio 2

Class #JE-2

- Sat, 9-3pm 4/14
- 1 session
- Non-member: \$75
- Member: \$65
- Studio 2

printmaking

Workshop:

Relief Printmaking, Linocut

Audrey Van Kirk



This is an introduction to a basic method of printmaking that dates back to ancient China and to the Japanese woodcuts of the Ukiyo-e. We will design, cut and print a linocut without the need for a press. The instructor has four sets of tools for the workshop and will provide small linocut plates and paper for printing. This is an excellent starting point for artists to begin working in printmaking!

Class# AV-1

- Sat., 9am-3pm,
- 2/25
- 1 Session
- Non-member: \$75
- Member: \$65
- Studio 1

Printmaking Fundamentals

Christine Sandifur



Experiment with a variety of printmaking techniques and discover your passion for this art form. The class will cover monotype (painterly prints), viscosity techniques, chine colle, collograph, and relief methods. Inks furnished by the Shemer Art Center. This class will prepare you to take a variety of continuing printmaking classes.

Class# CS-1

- Wed., 1-4pm,
- 3/21-5/9
- 8 sessions
- Non-member: \$200
- Member: \$190
- Studio 1
- Bring 9"x12" newsprint pad, small to med soft bristle painting brushes.

From Junk to Treasure

Shari Keith



In this 4-hour workshop, you will learn techniques for working with a variety of discarded and found materials including broken car window glass, game pieces, toys, leather, metal, and laminate fragments. You will have a choice of embellishing a keepsake box or mirror as you discover the amazing things you can create from stuff that others throw away.

\$30 material fee

Class# SK-4

- Tues., 9-1pm,
- 3/16
- 1 session
- Non-member: \$75
- Member: \$65
- Studio 2

Wheel Thrown & Hand Building Pottery

Alan Jones



Experience the responsive medium of clay. This multi-level class for beginner to intermediate students focuses solely on the art of wheel-throwing. Instructor will demonstrate a variety of processes for enhancing your pottery. A supply fee of \$20 covers the cost of clay and glazes and will be collected by the instructor. All tools & equipment are provided.

Class# AJ-5

- Thurs., 1-4pm,
- 1/19-3/8
- 8 sessions
- Non-member: \$200
- Member: \$190
- Studio 2

Class# AJ-7

- Thurs, 1-4pm,
- 3/22-5/10
- 8 sessions
- Non-member: \$200
- Member: \$190
- Studio 2

ceramics

Hand-Building & Wheel Thrown Pottery

Alan Jones



This class will focus on the fundamentals of working with clay through hand-building techniques. A variety of projects for creating your own artwork will be suggested but feel free to bring your own.

Class# AJ-6

- Thurs, 6-8:30pm,
- 1/19-3/8
- 8 sessions
- Non-member: \$175
- Member: \$165
- Studio 2

Class# AJ-8

- Thurs, 6-8:30pm,
- 3/22-5/10
- 7 sessions
- Non-member: \$175
- Member: \$165
- Studio 2

ceramics diverse disciplines

Master Artist Workshop:

Handbuilding – Exploring Form & Surface

Sandra Blain



This hands-on 2 1/2 day workshop will emphasize the plasticity of clay, craftsmanship, and personalizing ideas. Participants will focus on the use of press molds, coils and slabs for forming, and textural imprints, carving, slip additions for surface variations. There will be individual and group discussion/assistance for work in progress. Instructor will bring sample pieces and time will be spent on idea development. After two work days, pieces will be bisque fired at the Shemer and then glazing will take place in the 1/2-day session.

Class# SB-1

- Fri-Sat., 9am-3pm,
- Jan 13 & 14; Fri
- 9am-3pm, Jan 20
- 9-12
- 3 sessions
- Non-member: \$150
- Member: \$140
- Studio 2

Workshop:

Handbuilding: Form + Surface + Spirit

Thomas Kerrigan



In this 2-day workshop students will explore sculptural forms and sculptural vessels experimenting with double-wall construction and upside/down building. Students will be encouraged to express their inner reflections in their work.

The workshop will consist of demonstrations, a lecture, time for working and time for critiquing. The workshop is designed for people wishing to learn simple handbuilding techniques to create objects of personal expression.

Bring a brown bag lunch

Level of experience: Beginning through Advanced.

Class# TK-1

- Fri. & Sat., 9-3pm
- 4/13 & 4/14
- 2 sessions
- Non-member: \$125
- Member: \$115
- Studio 2

jewelry/metalsmithing sculpture

Workshop:

Art, Courage & Creativity: Original Workshop

Karen Leeds



This workshop is for adults who want to express themselves artistically but who feel unsure of their natural abilities. Oil pastels and paper are used to identify and overcome the inhibitions that limit us in a playful and relaxed setting. All materials are provided. Bring an apron or old clothes. This is a relaxing and fun hands-on opportunity to explore our feelings through the world of color, and to see how that experience can enrich other aspects of our lives. Besides being excellent for novices, this session is also suitable for experienced artists who want to loosen up. Participants often take home work suitable for framing.

Class# KL-1

- Sat., 2/11
- 10:30am-4:30pm
- 1 session
- Cost: \$100/person payable to artist upon arrival
- Plus \$20 for supplies
- Studio 2

Jewelry from Junk

Shari Keith



In this 4-hour workshop, you will create truly unique jewelry from a treasure trove of fabulous found and discarded objects. You will learn simple techniques for altering and working with different types of materials as you create wearable art that reflects your own personal style.


\$20 material fee

Class# SK-3

- Fri., 9-1pm
- 2/24
- 1 session
- Non-member: \$75
- Member: \$65
- Studio 2

Intro to Silver & Bronze Casting

Larry Nisula



Create bronze sculpture pieces, silver jewelry or metal bowls. Learn the "ancient" lost wax process to creating bronze sculpture and sterling silver jewelry pieces. Participants will work directly in wax or use simple moldmaking techniques to make multiple pieces of their original design. Jewelry will be vacuum-cast to capture the finest details. A supply fee of \$20 will be collected by the instructor for bulk materials. Students will purchase their own silver and bronze and should expect to spend \$20 to \$40 depending on personal selection

Class# LN-5

- Thur, 10am-1pm
- 3/22-5/10
- 8 sessions
- Non-member: \$200
- Member: \$190
- Studio 2

photography

Michel Sarda



Classes take place on the THIRD SATURDAY of the month, 10 am to 12:30 pm. Master classes are designed to improve the skills of already accomplished photographers. The purpose is not to show how to use a camera – it is to help develop a vision and how to implement this vision into images. Classes – limited to five students - include shooting segments, discussions on the purpose of art and art photography - color vs B&W, studio vs outdoors, etc. — and review and discussion of work created. Each class is followed by an assignment.

Class# MS-1

- Sat, 10am-12:30pm
- 1/21, 2/18, 3/10
- 3 sessions
- Non-member: \$150
- Member: \$140
- Studio 2

Youth Classes, cont.

AGES 10-13 Create prints like Andy Warhol! (April 28, 2012)

LN-1 Silk Screen Printmaking
with Larry Nisula

Students can make their own Andy Warhol prints featuring their pet, a friend or a family member. Participants will create 4 different colored 'Cool Art' images to take home and display in their room.

April 28, 2012 (Saturday) 10 a.m. – 12:00 noon

1 Meeting Tuition: \$25

AGES 14-17 FOR TEENS ONLY! (March 13-16)

VA-1 Spring Break Retreat

During Spring Break teens can experience working in a variety of media with a variety of professional artists. Curriculum will focus on found object sculpture, jewelry-making transforming found objects into jewelry; a geo-caching experiment in public art along the Arcadia canal system; and painting with pastels.

March 13-16, 2012 (Tues-Fri) 10:00 a.m. – 3:00 p.m.
4 Meetings Tuition: \$125

CREATIVE GIFTS FOR CREATIVE PEOPLE

Purchase a [Shemer gift certificate](#) and give the gift of creativity. Shemer gift certificates can be used toward classes, workshops and custom classes. They are available in any amount. Purchase a gift certificate today and we will mail it to you or directly to your friend or loved one.

Gift certificates do not guarantee placement in a class or workshop and registration is subject to availability and rental time is subject to Shemer policies. The certificate is non-transferable and is not redeemable for cash. Gift certificates expire 3 years from purchase.

YOUTH CLASSES: Saturdays 10am - noon

ceramics, fashion design, found objects, printmaking, sculpture, culture and history

AGES 5-9

Learning About Other Cultures Through Art (January 28 – April 28, 2012)

JH-1 Learn About African, Asian, Navajo and Australian Art
with Jennifer Henry

The objective of these four classes is to introduce children to othercultures and to learn that universal themes may exist in many cultures resulting in their unique art forms.

All lessons target ages 5 to 9 years of age. Week 1: African Masks – Mixed Media; Week 2: The Willow Pattern – Painting; Week 3: The Weavings of the Navajo – Weaving; and Week 4: Aboriginal Art of Australia – Tooling Foil, markers, paint and oil pastels..

January 28, February 28, March 25, & April 28, 2012

AGES 10-13

For Fashionistas Only! (January 28, 2012)

LR-1 Fashion Design with Leslie Reich!

Participants will have a one-day introduction to the art of Fashion Design with an instructor who used to design for Liz Claiborne. Students will learn to sketch and gather ideas to create their own designs and generate a fashion line of jeans, dresses, skirts, tops and more. Supplies & materials provided.

January 28, 2012 (Saturday) 10 a.m. – 12:00 noon

1 Meeting Tuition: \$25

AGES 10-13

Transforming Junk Into Treasure (February 25, 2012)

SK-1 Transforming Junk
with Shari Keith

Join teaching artist Shari Keith, the Junk Lady, on a recycling journey to discover that you can truly transform junk into treasure. In this workshop students will be presented with a treasure trove of small, discarded objects. By analyzing the attributes of these objects with respect to the elements of design, participants will create personal artifacts that they can turn into purses, jewelry, key rings, or ornaments. Supplies & materials provided.

February 25, 2012 (Saturday) 10 a.m. – 12:00 noon
1 Meeting Tuition: \$25

AGES 10-13

Paint on Pottery! (March 25, 2012)

AJ-1 Pottery with Alan Jones

JH-1 Learn About African, Asian, Navajo and Australian Art
with Jennifer Henry.

Students, ages 9 to 12, will paint on pottery and fire pieces in a kiln for pick-up the following weekend. Participants can choose from a variety of animals, cupcakes, vases, boxes, or fish.

Supplies & materials provided.
March 31, 2012 (Saturday) 10 a.m. – 12:00 noon

1 Meeting Tuition: \$25

instructors



Sandra Blain is Professor Emeritus Ceramics, The University of Tennessee, Knoxville, and Director Emeritus - Arrowmont School of Arts and Crafts, Gatlinburg, TN. Her background includes a B.S. in Art Education from Northern Illinois University, and an M.F.A. in Ceramics from the University of Wisconsin-Milwaukee. Having worked in teaching and administration since 1964, she has a diverse background related to educational programming - classes/conferences/seminars; gallery programming/installations; fund raising; public relations and personnel development. Her public service work includes involvement with national/regional/state/local craft organizations, often serving as a board member, consultant, conference coordinator, grant reviewer, exhibition juror, or presenter. As a practicing artist, her clay pieces have been displayed in juried and invitational exhibitions throughout the country with work reviewed and reproduced in exhibition catalogues.

Cyndi Coon is a freelance writer and writes for several blogs in the art, crafts and cooking market. Cyndi also creates content for art, craft and design

companies. She is the author of Art That Pops published by Scholastic and her work was featured in Art Journaling Magazine by Stampington & Company, Winter 2011. Cyndi Coon received a Bachelors of Fine Art degree from Kendall College of Art and Design in Grand Rapids, Michigan and a Masters Degree in Fine Art from Arizona State University. Cyndi is currently adjunct faculty at Arizona State University at the Herberger Institute for Design and the Arts.

Heidi Abrahamson is the daughter of German immigrants who came to the US at the height of the mid-twentieth century explosion of modern design. Her parent's appreciation for architecture and design of the period was passed on to Heidi. While still in high school she discovered a particular fondness for modern silversmiths of the 20th Century. She began collecting works of N.E. from Georg Jensen, Andreas Mikkelsen, Esther Lewittes, Ed Levin and others. At Indiana University Heidi studied fine arts and interior design. Leaving Indiana for Seattle, she began a career in visual merchandising, but a desire to create on a more personal level lead her back to her early love of jewelry. Heidi's de

sign sensibilities demands a medium with which she constructs and sculpts jewelry as modern architecture for the body.

John Erwin has been painting in watercolors for over thirty years. He is a juried member of the Arizona Watercolor Association, the Arizona Artists Guild, and a signature member of the Contemporary Watercolor Association of Arizona. John will be teaching creative color combinations, wet into wet techniques and negative and positive painting.

Elliott Everson is an artist that has been living in Arizona most of his life. He derives much of his inspiration from the desert around us and uses Colored Pencil to capture the textures and brilliance of the plants and animals. Each drawing consists of layer upon layer of color, to bring out the many subtle hues that nature itself provides. Elliott is a Juried member of the Arizona Artists Guild and a Signature member of the Colored Pencil Society of America and President of the Local Chapter of the CPSA. Elliott graduated from Arizona State University with a Bachelors degree in Art Education. In recent years he has taught drawing and colored pencil in classes and workshops in Phoenix and around Arizona. He is a recipient of several local and national awards for his colored pencil work.

Bela Fidel was born and raised in Sao Paulo, Brazil. At age 21 she moved to Israel, where she lived for 8 years. It was in Israel that her artistic abilities emerged. Her first paintings, done instinctively and without technical training, received highly favorable critiques from established artists. Since then, she has refined her technique with many years of academic training both in Brazil and in the U.S. Bela has always been interested in psychology, mysticism and metaphysics. She has been influenced by Carl Jung, Erich Fromm and Joseph Campbell and inspired by Georgia O'Keefe, Rousseau, and Kandinsky. They have all had an important and indelible bearing on her encaustic paintings.

instructors, cont.

Barclay Gessner Schraff

has a BA in art history from Williams College and a Master's in the same from University of Massachusetts, Amherst. She has worked for the Getty, the National Gallery of Art, the Chrysler Museum, and has been a freelance web designer for the past decade. Barclay has taught adult classes for Georgetown University's continuing education program, and has run and participated in the Art Masterpiece programs for children as long as her kids have been in school

Julie Gilbert-Pollard is the author of *Brilliant Color* (North Light Books, 2009) and *Watercolor Unleashed!* (a self-published "chapter at a time" book, 2010). Additional publications include articles in: *The Artist's Magazine* (May 2010 and September 1987), *How Did You Paint That?* 100 Ways to Paint Landscapes, *International Artist* (2004) and *Watercolor '92*, Fall Issue. Gilbert Pollard's two watercolor DVDs were recently released in March, 2011 from North Light Shops / ArtistsNetwork.tv! She has given instruction in watercolor and oil since 1985. She currently conducts classes and workshops at Scottsdale Artists School, Shemer Art Center and Cynthia's Art Asylum in the greater Phoenix area, Highland Valley Studios in California, Dillman's Creative Arts Foundation in Wisconsin and La Romita School of Art in Umbria, Italy. A frequent award winner, Julie's oils and watercolors have hung in numerous juried and gallery exhibits and she is a signature member of the San Diego Watercolor Society. Her work is included in many private and corporate collections and is represented in Arizona by Esprit Decor Gallery in Phoenix & Windrush Gallery in Sedona.

Jennifer Henry has a wealth of experience in working with youth as a visual art teacher, classroom teacher and school librarian. She has been an instructor at Phoenix and Mesa Community Colleges in the Family Studies Department. Having grown up in Cape Town, Africa, she has traveled extensively and loves to share her knowledge about art from different cultures.

Sue Hunter was born in Arkansas but has lived in Arizona since 1960 and thinks of Arizona as home. The lovely desert colors, wide, open spaces, and diverse landscapes of the southwest provide her

with endless subject matter for her paintings. Color is an important aspect of Sue's art that is reflected in her impressionistic style. She works in pastel, oil, watercolor, and acrylics, graduated from Western International University and has studied art at Scottsdale Artists School, Scottsdale Community College, with local art instructors and has attended numerous workshops locally and in Europe. She had an article written about her work in the March, 2010 issue of *Southwest Art*. Her work is included in many private and public collections and has been juried in the Scottsdale Artists School's Best and Brightest show numerous times. She is a juried member of Arizona Artists Guild, Arizona Watercolor Association, Arizona Pastel Artists Association - Signature, Contemporary Watercolorists - Signature, Scottsdale Artists League, Sonoran Artists League and Degas Pastel Society. She teaches classes in watercolor, acrylic, oil and pastel at Paradise Valley Community College, Shemer Art Center and Terravita Art Club.

Molly Idle is the author and illustrator of a plethora of children's books including *Nighty Night*, *Noah and Circus Fantastico!* Upon graduating from Arizona State University, with a BFA in Drawing, she accepted an offer to work for DreamWorks Feature Animation Studio as a final line animator. Her film credits include: *The Road to Eldorado*, *Spirit: Stallion of the Cimarron*, and *Sinbad*.

Alan Jones has been a full-time studio production potter and ceramic sculptor since 1973. During his career he sold works to museum shops, galleries and department stores across the US. He has also designed sculptural awards for local arts and business organizations. Alan has mastered and innovated techniques in both functional and decorative disciplines including slab and coil (hand and machine formed); extruder, potters wheel and plaster press-mold. Alan has built kilns for himself and others. His firing experience includes: Low-fired clay works and surface treatments: pit firing (both above and below ground), raku ware smoke, or saggar-fired decorative sculpture. He began teaching the art of his craft in 1993, and has enjoyed the excitement of sharing techniques and concepts with his students ever since.

Shari Keith, who is known as The Junk Lady, is a collector of junk extraordinaire. She creates jewelry and art from found objects, and her work has been featured in galleries throughout the U.S. Her unique way of using junk to decorate her home was featured in the Arizona Republic, and almost all of the clothing she wears is recycled. Shari Keith holds a Bachelor of Fine Arts degree and a Master of Arts degree in Education. She is a Roster Artist for the Arizona Commission on the Arts and works as a teaching artist who shares her passion for the environmental and artistic benefits of using found and discarded items as a medium for creating art.

Thomas Kerrigan, University of Minnesota Professor Emeritus. Taught at UM for 25 years before moving to Arizona, where he has maintained a studio, taught, exhibited his work, and served as an artist-in-residence throughout the US, as well as in Latvia, China, Uzbekistan, Australia, Canada, and Mexico. His work has been highlighted in recent years in *Ceramics: Arts and Perception* and *Ceramics Monthly*. He is in great demand hosting workshops through the country. (Kerrigan has a MFA from Ohio University, taught at Virginia Commonwealth of Minnesota at Duluth and has had exhibitions in numerous museums including the Los Angeles County Museum of Art and the Art Museum in Moscow.

Roberta Kritzia work in oil, pastel, watercolor and pen & ink represents her creative energies during her past 25 summers spent in Italy & Scandinavia. Her life is a rich tapestry of influences, coming from the family's background as illustrators at the famous Push-Pin Studios in New York and from her travels and former teachers. In 1970's California. Raised in Los Angeles, Kritzia attended Art Center College of Design and UCLA Department of Art. She continued her artistic pursuit under the tutelage of Theodore N. Lukits. When Kritzia traveled to Italy in 1985, she fell in love with the land, the people and the art of the Renaissance. She discovering Caravaggio, Artemesia Gentileschi, Tiepolo, Jacopo Bassano, Cesare di Sesto, Sofonisba Anguissola and the Mannerist painters. Her work references masters from the 16th through and 19th centuries, though she is a contemporary artist who interprets the modern world while using Renaissance painting techniques.

instructors, cont.

Karen Leeds is a painter, focusing primarily on vivid abstract imagery to convey complex emotions and feelings. Her mediums include acrylic, oil pastel, and dyes on silk. Karen is a juried member of the Sonoran Arts League and the International Oil Pastel Society. The Phoenix Sheraton includes one of her works as part of their prestigious permanent collection. In 2008, Karen's work was on display in Kansas City as part of a citywide celebration and recognition of Contemporary Women in the Arts. Karen has received honors, and been part of numerous exhibitions. Her "Art, Courage & Creativity" workshops have attracted hundreds of participants, and her passion for how the expressive arts, neuropsychology, spirituality and social awareness interrelate continue to drive extensive personal research in these dynamic fields of study.

Sandra Luerhsen Sandra Luehsen earned BA and MA degrees at Northern Illinois University and an MFA degree at Arizona State University. She left a position as an assistant dean at ASU to start her own business. She also teaches 3D design at Mesa Community College in AZ. Several public and private collections hold Luehsen's work including the Auckland Institute and Museum and the Kamm Teapot Foundation. The *Ceramic Surface Design Book* features Luehsen's art with ceramic transfers.

Christina Mesiti is a visual artist working primarily in drawing and painting. A graduate of the ASU School of Art, she spent a year in Queretaro, Mexico on a Fulbright grant teaching drawing and English as well as studying cartoneria, the Mexican art of paper mache. She has exhibited her work in solo and group shows in Phoenix galleries such as Eye Lounge, Artlink Heritage Square, and AE England Gallery. Loosely tied to the landscape genre, her work deals with the perception of place and space visually, intellectually, and emotionally. A Phoenix native, Mesiti continues to live and work in the area.

Jim Mitsui, originally from Seattle, received his M.A. in English (Creative Writing) from the University of Washington. A recipient of a National Endowment for the Arts Fellowship, Jim has had four books of poetry published: *Journal of the Sun*, Copper Canyon Press, 1974; *Crossing the Phantom River*, Graywolf Press, 1978; *After*

the Long Train, The Bieler Press (USC); and *From A Three-Cornered World*, University of Washington Press, 1997. He has served as a Poetry Editor and Consultant for Scott-Foresman and HarperCollins Publishers, and has poems published in over 120 magazines, anthologies and textbooks. He has given readings at various venues: Stanford, Sacramento State, Washington State University, the University of Washington, Southern Utah, locally, and Seattle's Bumbershoot Festival with Ken Kesey. A member of Arizona State University's Emeritus College, he teaches at ASU West, Rio Salado College, and Southern New Hampshire University Online.

Terry Mulkey earned his undergraduate degree from the University of Sioux Falls, SD, a Masters degree from St. Cloud State University, St. Cloud, MN, and his MFA from the University of Nebraska. From 1990-2007, Terry held a professional career as an Artist, Art Instructor and Art-Administrator. In 2007, after ten years as Manager of the Moses Lake Museum & Art Center in Moses Lake, WA, he moved with his wife Ann to Sahuarita, AZ, where he has been able to renew the activity of making art. His work creates a vocabulary of imagery and materials, connecting formal design and consciousness. His approach is sequential and parallel, encouraging the viewer to contemplate aesthetic connection between medium and artist.

Larry Nisula has had numerous exhibitions of his work presented throughout the valley and had over ten one-man shows at Fagen-Peterson Gallery in Scottsdale. He was also a MARS artist in Phoenix. A Phoenix native, his sculpture and prints have been collected by the Tucson Museum of Art, the Museum of Northern Arizona University, ASU West, Glendale Community College, and Merchants Press, Poughkeepsie, New York. He has been written up in *Who's Who in American Art* and *Who's Who in the West*. He has lectured at Phoenix College on *Arts & Books in Review*. Larry takes great pride in teaching others to sculpt or the art of printmaking and has taught for over 20 years at the community college level and at the Shemer.

Joan Pavernik has been a studio potter along with her husband Steve since graduating from Northern Arizona University in 1980. They have studios in Williams, and Vail, AZ with kilns in both places. They are also the owners of Echo Canyon Art Gallery in Flagstaff.

Cynthia Peterson began seriously studying art at Glendale Community College. She was introduced to old master techniques of egg tempera and oil glazing. During a brief residence in Austria, she took a workshop on egg tempera with Wolfgang Manner and Ernst Fuchs. She received her BFA degree from Northern Arizona University where she focused on painting and graphic design. As a graduate student at Arizona State University, she began specializing in water media. Currently she is Adjunct Faculty in Painting / Drawing at Mesa Community College. A desire to branch out has led her to different art venues including the Shemer Art Center and Museum, Brio Fine Arts and Scottsdale Artists School.

Christine Sandifur has over 25 years of printmaking experience. She has a BFA from Cornish College of the Arts in Seattle, WA. She taught beginning to advanced Printmaking at Grand Canyon University. She has been the curator of the Herberger Theatre Gallery and AP Tell Gallery. Her work is included in many private and public collections and is represented by Gallery Hazel in downtown Phoenix, JW Gallery in New Mexico and KLM Gallery in Olympia, Washington. Christine believes expressing yourself through art is a rewarding and essential part of living.

Michel Sarda Art photographer, was raised in Paris, France, where he lived and worked before moving to Arizona in 1984. As a practicing architect, he operated his own architectural firm in Paris for fifteen years, during which he was involved in other creative activities: drawing and painting, writing, furniture design and photography. Through his architectural commissions, extensive world travel and personal interests, he accumulated over the years an in-depth knowledge in several forms of arts. A writer in both French and English, Sarda has released four photography "coffee table" books on the Phoenix area, a book of poetry, monographs on two American artists (California painter Marion Pike and Arizona sculptor John Henry Waddell), books of conversations with Paolo Soleri and Vernon Swaback, three books of portraits comprising *The Millennium Trilogy*, and more recently, *Spirit of Arizona - Portraits for a Centennial*. In 1992, with his wife Donnalee, Michel Sarda established the nonprofit Art Renaissance Initiative, which have been nominated multiple

instructors, cont.

times to the Arizona Governor's Arts Awards for outstanding contribution to the arts, education and culture in Arizona.

Donna Stenger has a Bachelor's Degree in Social Sciences from the University of Cincinnati. After years of social work, she moved to Phoenix in 1980, raising two children. She took her first dry pastel class in 1989 at the Phoenix Center for the Arts. In the fall of 1999 she was hired as the pastel instructor for the Phoenix Center and the Shemer Art Center and Museum and continues to hold those positions today. That same year she became a signature member of the Arizona Pastel Artists Association. Donna has also taught at the Brio Fine Art Center. Her studio is located in The Artery building in downtown Phoenix, where she and several Artery artists have established a collective. The doors are open on First Fridays of every month and the Collective Gallery is open First and Third weekends.

Kathy Taylor was born in Southern California and currently resides in Phoenix, AZ. Kathy has been painting for the past 30 years and exhibits in numerous galleries through the Southwest and the San Francisco Bay Area. Taylor is also the Art Director for MTAP, a collaborative art project that combines creative expression with family ritual. Ten years ago the horse began to emerge in her work. Since that time, she has continued to create and recreate this powerful symbol that represents the strength and freedom it takes to continue her evolution as an artist. Recently, she's been transitioning from painting to sculptural form and finds that she is able to create three-dimensional canvases to incorporate paint, form and symbolism.

Audrey Van Kirk earned a BFA degree in printmaking from Webster University in Kirkwood, Missouri. She has enjoyed printmaking ever since and has taken workshops in many places including Crown Point Press in San Francisco and Kala Art Center in Berkeley. She has studied etching, woodblock, linocut, lithography and serigraphy. Audrey worked and went to school in New Jersey and Missouri. She finished her MFA degree in painting

and drawing at the University of Maryland College Park Maryland. Audrey was a drawing teaching assistant as a graduate student at U of M. After college she was a teacher of art at St. Andrew's School in Potomac, Maryland and in June 2004, Audrey moved to Phoenix. She is a member of Arizona Print Group, Arizona Artist Guild and Southern graphics. Audrey's prints have been shown at the Shemer, the Herberger Theater in Phoenix, and Tohono Chul in Tucson.



Leslie Baron Reich is a graduate of Fashion Institute of Technology in New York, with a design degree. She has worked as a childrenswear designer for 15 years in NY and CA. And she has been teaching fine arts and art techniques to children for the past 10 years. Most recently, she has started a small business creating Mosaic art for the home using vintage tiles and found objects, called Bluetile Mosaics.

Nicholas Wiesinger is an MFA Candidate in the Intermedia Art department at Arizona State University. He received a BFA in studio art from Herron School of Art and Design at Indiana University, Purdue University at Indianapolis where he majored in Photography. His place-based, relational and social art practices speak to ways in which the individual understands and relates to the many layers that constitute a place. These manifest themselves in environmental practices, border issues with regard to place, and conversational practices that draw upon history and memory.

Shemer Winter & Spring Calendar

January 2012

12 Art Renaissance Series

The Art Renaissance Initiative, ARI, Michel Sarda, founder, presents a lecture series. Second Thursday of each month, 7:30pm - 9pm January through March
January 12 - Edgar Degas, The Non-Impressionist

13 Exhibit

New Horizons High School Student Exhibit
January 13 - February 8
Award Ceremony: January 21

February 2012

9 Art Renaissance Series

Michel Sarda presents his second lecture, 7:30pm - 9pm
February 9 - Requiem, The Opera of Sacred Music, musical program

14 Exhibit

Statewide Juried Printmaking Competition
Juror: John Armstrong
February 14-March 21
Reception February 14

March 2012

8 Art Renaissance Series

Michel Sarda presents his second lecture, 7:30pm - 9pm
February 9 - Vivaldi in Venice, slide shows and musical program

www.shemerartcenterandmuseum.org



Shemer Winter & Spring Calendar, cont. March 2012

17 Fine Art in the Garden

A spring tradition featuring 20 artists working in watercolor, printmaking, jewelry, ceramics, glass, quilting and metal sculpture. Plus, live music and light refreshments. A raffle of 20 special works will benefit the Shemer Art Center. Family fun, free and open to the public
9 am – 4 pm



Copyright 2011
Jean Harney

29 Exhibit

Arizona Clay Association 45th Anniversary Centennial Exhibit
March 29 - April 25
Reception: March 29

May 2012

3 Exhibit

Heat Exchange: A Cross-Continental Survey of Enamel,
SNAG (Society of North American Goldsmiths National) Conference
May 3 - 30
Reception: May 3

17 - 20 Tour of Crystal Bridges Museum of American Art

Acclaimed as the newest major museum of American Art in an outstanding architectural complex. Including visits to the Philbrook Art Museum and gardens and Gilcrease Museum and gardens.
Applications at the Shemer Art Center

June 2012

7 Exhibit

Young Arizona Artists New Art @ Shemer
June 7 - 27